






Location of CEA Paris Study Center

Here is the address and contact information for the CEA Paris Study Center. **Our center will be open from 9am to 6pm on the first day of your program.**

CEA Study Center
6, rue de Braque
75003 Paris
Tel: +33 (0)1 45 87 05 75
Emergency Cell: +33 (0)6 63 25 09 20
Fax: +33 (0)1 45 87 21 93
Email: Paris.Staff@ceaStudyAbroad.com

Arrondissement (District): 3
Metro Stops: Rambuteau (line 11), Hôtel de Ville (line 1, line 11)

Options for travelling from the Airport to Paris city centre

				
Public Train System	Airport Bus	Airport Shuttle	Taxi	Uber
10-12 euros	15-18 euros	25-30 euros	50-60 euros	45-70 euros

Public Train system

- **Reservations:** None: follow signs for Paris by Train, and buy your ticket at the ticket counter once you have arrived at the RER station.
- **Payment:** 10-12 Euros, the least expensive. It is best to have cash, but some credit cards might work.
- **Duration:** 1-1.5 hours – you have a straight shot to the city centre, and depending on your final destination address may or may not need to transfer to the metro (RATP). See the end of this document for information on how the Metro works.
- **Schlep Coefficient:** VERY HIGH. The strong points here are speed and low cost, but you have to be able to carry your luggage up and down stairs and through city streets.

From Charles de Gaulle Airport (CDG, Roissy)

If you are arriving in Terminal 2, you will be able to transfer by foot through the airport corridors or take a shuttle to the CDG Terminal 2 station of the RER. This is a terminating station, so you only have one direction possible, Paris.

If you are arriving in Terminal 1 or 3, you will have to take a shuttle (navette) called the CDGVAL, to the Gare RER. This is CDG Terminal 1 stop, and be careful that you go in the direction of Paris.

Go to the ticket counter and purchase a ticket to Paris. This will cost about 10-12 Euros. Take very good care of this ticket; you will need it until you completely exit the train or metro station. Go through the turnstile and make your way to the correct platform.

There are 2 types of RER trains – those that go pretty much straight into the city and those that stop at every suburb station along the way. You are better off on a fast direct route, but if everyone else is opting for the slow train, there may be a good reason. Use your best judgment!

If you have to transfer to the metro system once you have arrived in the city by RER, use the same ticket. You can use this ticket for your entire journey, to go through all the turnstiles that you come upon. It is not a perfect system, so sometimes you may find that your ticket doesn't work, or there is a problem.

From Orly Airport

The same basic advice is applicable if you are coming in from Orly airport. As this airport is smaller and less congested, it is a bit easier to navigate through the train system.

- Orlyval – 12-14 euros, taking RER B to Paris
- RER C – 7-9 euros, taking the train to Paris.

The most important thing to keep in mind when coming in from Orly by train is the direction you take the train. Make sure you are coming into Paris, and not going farther out to the suburbs.

Airport Bus

- **Reservations:** None: follow signs for the Roissybus or Air France bus at the airport, or ask information where the closest stop is to your arrival gate.
- **Payment:** 10-15 Euros – purchase your tickets in cash on the bus.
- **Duration:** 1.5-2 hours – The bus drives into the city, but only stops AT DESIGNATED STOPS, which means you then have to transfer to the metro. Note that you will have to purchase a metro ticket (under 2 Euros) if you take the metro.
- **Schlep Coefficient:** VERY HIGH. The bus is inexpensive but is really complicated if the bus stop is too far away for you to walk to your destination. In that case, you will have to take the metro several stops to your meeting point. Moving luggage on and off the bus, and through the metro system.

From Charles de Gaulle Airport (CDG, Roissy)

ROISSYBUS: 10-15€. It stops only at the Opéra metro stop (lines 3, 7 and 8). The bus leaves the bus-stop every 15-20 minutes from 5:45 to 11pm. The return times from the airport have a similar schedule. Please confirm the bus schedules and fares at the following link: http://www.ratp.info/orienter/aeroport_roissybus.php

AIR FRANCE SHUTTLE BUS: 15-17€. The Air France shuttle bus is accessible to everyone, even if you are not flying on an Air France flight. It stops in front of Gare de Lyon at 20 bis, Blvd Diderot (the bus stop is a well-labeled Air France shuttle bus) and it costs about 15 Euros one-way. There is another stop at Montparnasse, on the Rue du Commandant Muchotte, next to the Meridien Hotel. This means you have to make your way from Gare de Lyon or Montparnasse on your own though... Here is the website for more in-depth info:

[http://www.airfrance.com/double6/passage3.nsf/\(LookupPublishedWeb\)/en-OUTCO-CarsAF?OpenDocument](http://www.airfrance.com/double6/passage3.nsf/(LookupPublishedWeb)/en-OUTCO-CarsAF?OpenDocument)

From Orly Airport

Orlybus – about 9€, will take you either to Denfert Rochereau train station, or opposite Stade Charley near RER B Cite Universitaire stop.

Airport Shuttle

- **Reservations:** online or by telephone. Your shuttle company will pick you up AFTER you exit baggage and customs.
- **Payment:** 25-30 Euros, less expensive if multiple travellers are on the same reservation. Payment online possible by credit card.
- **Duration:** 1.5-2h – as you will be sharing a mini-van with other travellers, you may have to wait or make several stops to gather and deposit all the people.
- **Schlep Coefficient:** MEDIUM. Convenient and reliable, but the shuttle may be very crowded, and you may have to juggle luggage on your lap for most of the ride...

Shuttle service is less expensive than taking a taxi or Uber and provides door to door service. Below is a list of possible shuttle services. The best way to pay is by reserving online with a credit card. When you reserve, please have your flight information on hand, as well as the address to which you wish to be taken. Wait until you know your destination address before reserving. If you wish to reserve before you have been notified of your meeting point, please use the CEA Study Center address above as your destination point.

Note that if you want a shared shuttle, in order to share the costs, you will both need to be picked up at the same terminal at the same time and dropped off at the same address. A shuttle normally costs around 27 Euros for one person, and 17 Euros a piece for two people.

You DO NOT need to tip the driver.

Try to book your shuttle at least ONE WEEK PRIOR TO YOUR DEPARTURE DAY.

Paris Shuttle: 01 82 28 38 70 or website <http://www.parishuttle.com/>

Blue Vans: 01 30 11 13 00 or <http://www.paris-blue-airport-shuttle.fr/>

Paris Airports Service: 01 55 98 10 80 <http://www.parisairportservice.com/>

Taxi

- **Reservations:** none – you must stand in line at the airport at the official taxi stand.
- **Payment:** 50-60 Euros, cash (some taxis do take credit cards, but not all credit cards – ask before you get in the car). The total price includes fare, airport tax and cost for each piece of luggage. You can only have 3 people per taxi.
- **Duration:** 45min – 1.5h – it depends upon traffic but this is the fastest option.
- **Schlep Coefficient:** VERY LOW. Convenient, fast and no stress.

Taking a taxi is one of the most expensive, but most hassle-free way of getting from the airport to Paris. You have to have cash IN EUROS with you before getting into the taxi, and **ONLY TAKE OFFICIAL TAXIS FROM THE TAXI STAND**. Do not respond to anyone asking if you need a ride to Paris. When you give the driver your destination address, the best is to give him or her the address written down. You will need street number, name and **ARRONDISSEMENT** number. This is the last 2 digits of the zip code. Example: 75003 is the 3rd arrondissement.

The regulated flat rate from Orly is 30-35 euros to Paris, and from CDG is 50-55 euros to Paris, but this does not count extra fees if you reserve the taxi.

You DO NOT need to tip the driver. Sit back and enjoy the ride!

Uber Paris

- **Reservations:** none – you have to have a working smartphone (data activated!) to order an Uber upon arrival. <https://www.uber.com/cities/paris>
- **Payment:** 45-70 Euros, charged to your credit card that is registered with your Uber account. There are flat rates from the airport to Paris starting at 45 euros.
- **Duration:** 45min – 1.5h – it depends upon traffic but this is the fastest option.
- **Schlep Coefficient:** VERY LOW. Convenient, fast and no stress.

Taking an Uber is the techy, hassle-free way of getting from the airport to Paris. You don't even need to take out your wallet! **ONLY TAKE OFFICIAL UBERS ASSIGNED TO YOU**. Do not respond to anyone asking if you need a ride to Paris. When you enter your destination address, check the street number, name and **ARRONDISSEMENT** to make sure that you have entered the correct address.

You DO NOT need to tip the driver. Sit back and enjoy the ride

IMPORTANT NOTE: no matter what plan you have to go from the airport to Paris, **DO NOT**, under any circumstances, accept a ride with someone who asks if you need one, and **DO NOT** share transportation with people outside of your program.

Paris Métro System

LE METRO: The Paris Métro system opened in 1900 and today is among the most efficient and elaborate public transit systems in the world. Over 300 stations, over 4 million passengers a day, over 200 kilometers of mostly underground track. 16 lines and 5 commuter train circuits all interconnect for a quick buzz around the city. The concept is pretty simple: you enter a station, validate a ticket or your pass at the turnstile, follow signs and make your way to the line you wish to take. Then the line will split into those going one way and those going the other way. No “N, S, E, W” directions but rather end stops that mark the direction of each line. Choose the direction you are taking, wait on the platform until the train appears. Some have automatic doors, some don't. The train stops at every station on the Métro lines. Exit at your station, follow signs for *correspondence* or for *sortie*. You need to have your ticket or validated pass with you until you exit the metro system.

RATP: This is the name of the transit authority in Paris (metro, bus and RER). It stands for *Régie Autonome des Transports Parisiens*: Contact info: Phone: 0892 68 77 14 or www.ratp.fr. Their website is very useful and has an English version! Refer to it for help on which lines to take, how long a trip will take, and info on metro strikes and delays!

RER: *Réseau Express Régional* – This is the commuter rail network in Paris and its suburbs. Within the city of Paris (Zones 1 and 2), the RER serves as an express network offering multiple connections to the metro. There are 5 main RER lines that each have branches, and they are labeled by letter: RER A, B, C, D or E. You take the RER B to get to Paris from the Charles de Gaulle airport, and then can transfer to the metro using the same ticket.

DIRECTION: This refers to one of the two end stops of a line (*Terminus* in French), or which direction the train is bound. For example, if you take Line 5, you will need to choose which Direction you are going in, either *Bobigny/Pablo Picasso* or *Place d'Italie*. You will choose the direction in function of the stop you wish to get off at, as only one of those directions will include the stop you need.

CORRESPONDANCE: This is a Connection, or Transfer. You can change from line to line within the metro without exiting the system. The same ticket you used to enter the metro is valid for Correspondances.

SORTIE: This means Exit. There are sometimes several *sorties* at a metro station, so we recommend referring to a map to make sure you choose the exit that is best suited to your route. Once you are outside, you can get situated, use a map and find your way by foot to your destination.

